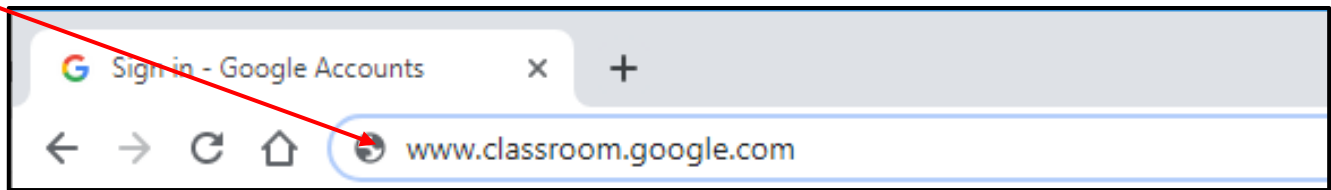


# Student Information: Logging into Google Classroom

**Step 1:** Open an internet browser: Chrome, Firefox, Safari, Opera. Any browser will support Google Classroom.

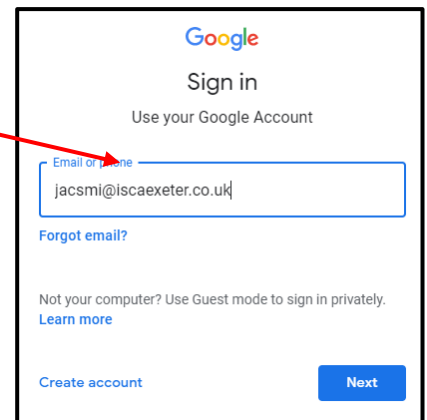
**Step 2:** Type into the address bar at the top **www.classroom.google.com**



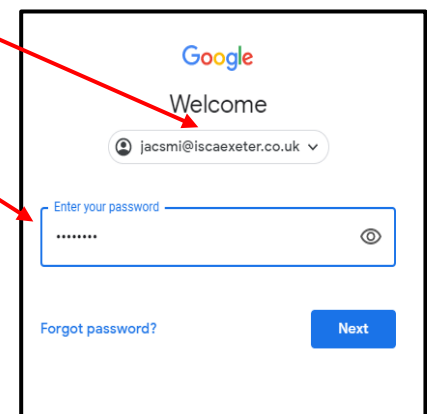
**Step 3:** Type in your school email address, this is your school username with @iscaexeter.co.uk on the end.

It should be the first three letters of your first name and then the first three letters of your second name.

For example: Jack Smith would have the email address [jacsmi@iscaexeter.co.uk](mailto:jacsmi@iscaexeter.co.uk)

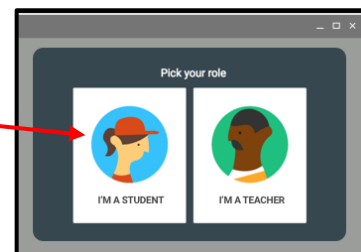


**Step 4:** Make sure this is @iscaexeter.co.uk and not @gmail.com. Type in your school password – this is the password you would use to logon to a school computer, or to access your emails.



**Step 5:**

If it asks if you are a student or a teacher: choose Student



**Step 6:**

You are now logged in and can see any joined classes.

